

USPA COMFORT + DUO

PRODUCT CODE / CODICE PRODOTTO
NWCDT03

SIZE (mm) / DIMENSIONI (mm)
L: 375 P: 525

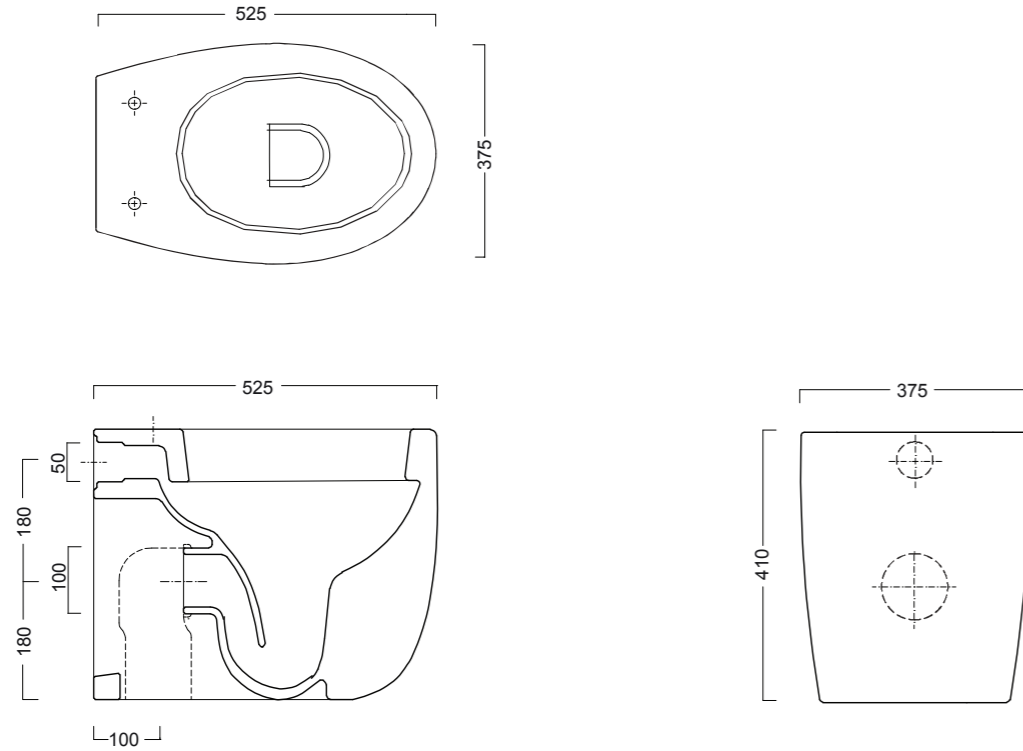
COLOR / COLORE
White / Bianco

PRODUCER / PRODUTTORE
Nic Design

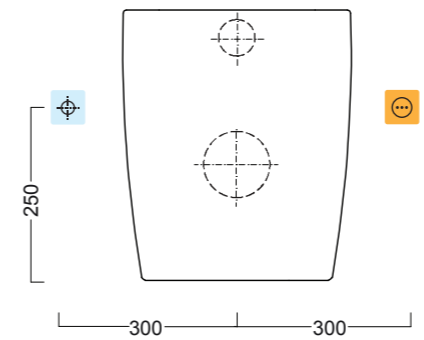
TPOLOGY / TIPOLOGIA
Floor WC (6,0 l. flush) / WC Terra (scarico 6,0 l.)



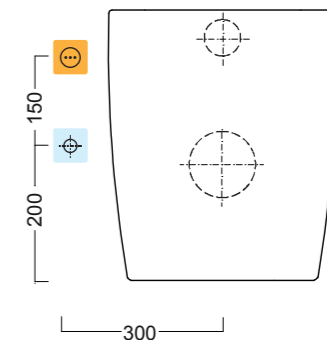
NWCDT03
Duo





Option A | Opzione A



Option B | Opzione B



-  Electrical outlet / Presa elettrica
-  Cold water connection / Attacco idrico

Recommended connections
for USPA electronic bidets

Warning: the drawings show the WC from the front side.

The electrical outlet can be equally placed on both sides, while the cold water connection, from the front view to the product, should be placed on the left side of the toilet bowl.

The connection to the cold water outlet by a stopcock is strongly recommended.

Collegamenti consigliati
per i bidet elettronici USPA

Attenzione: i disegni tecnici mostrano il WC visto di fronte.

La presa elettrica può essere installata indifferente-mente su ambo i lati, mentre l'attacco idrico, guar-dando il vaso, dovrebbe risultare alla sua sinistra.

E' consigliato il collegamento idrico mediante rubinetto.